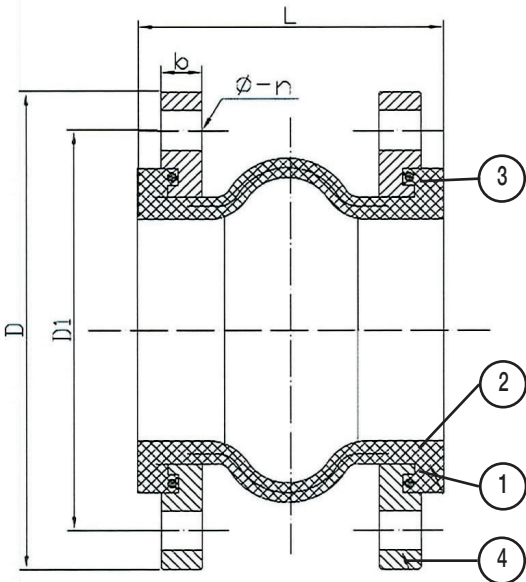




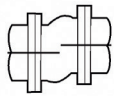
PN6 Flanged Flexible Connector

Features

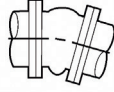
- Flanged PN6 BS4504
- EPDM Body
- Zinc Plated Carbon Steel Flanges
- Nylon Cord Fabric with Steel Reinforcement



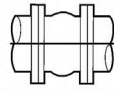
HD - Horizontal Displacement



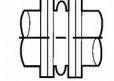
DA - Deflection Angular



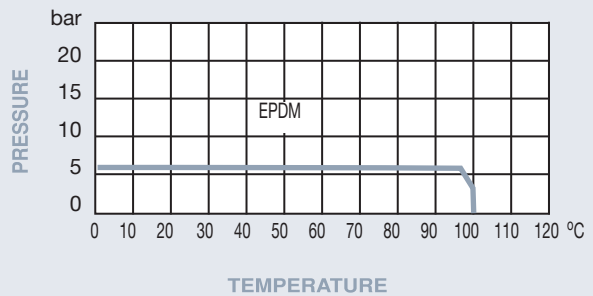
Ext - Extension



Comp - Compression



Pressure / Temperature



DN	1 1/4"	1 1/2"	2"	2 1/2"	3"	4"	5"	6"	8"	10"	12"
D	120	130	140	160	190	210	240	265	320	375	440
D1	90	100	110	130	150	170	200	225	280	335	395
b	14	14	14	14	16	16	18	18	20	22	22
L	130	130	130	130	130	130	130	130	130	130	130
Ø-n	14-4	14-4	14-4	14-4	18-4	18-4	18-8	18-8	18-8	18-12	23-12
HD	12	12	12	12	12	12	12	12	12	12	12
DA	15°	15°	15°	15°	15°	15°	15°	15°	15°	15°	15°
Ext	8	8	8	8	8	8	8	8	8	8	8
Comp	15	15	15	15	15	15	15	15	15	15	15
Kgs	1.94	2.14	2.67	3.14	3.57	4.10	5.56	6.70	8.90	9.96	15.93

Technical Data

Max Pressure 6 Bar

Working Temperature -20°C to +100°C EPDM

N.	Part Name	Materials 427
1	Body	EPDM
2	Reinforcement	Nylon Cord Wire
3	Pressure Ring	Steel Wire
4	Flange	Carbon Steel

Dimensions in mm

This data sheet is designed as a guide and should not be regarded as wholly accurate in every detail. We reserve the right to amend the specification of any product without notice.